




# Bricklayer

|                               |    |   |  |
|-------------------------------|---|--|---|
| MIX THE MORTAR                | <ul style="list-style-type: none"> <li>● use of large silos or One-Way (single-use) container</li> </ul>  | <ul style="list-style-type: none"> <li>● use of bagged materials and extraction at the mixer</li> </ul>  | <ul style="list-style-type: none"> <li>● use of bagged materials</li> </ul>         |
| LAYING STONES WITHOUT CUTTING | <ul style="list-style-type: none"> <li>● cleaning the site every day</li> </ul>   |  | <ul style="list-style-type: none"> <li>● without cleaning</li> </ul>                |
| CUTTING STONES                | <ul style="list-style-type: none"> <li>● cutting dry with extraction, indoors additional air cleaner or cutting wet with daily fresh water; cleaning the site every day</li> </ul>                                      | <ul style="list-style-type: none"> <li>○ cutting wet</li> </ul>  | <ul style="list-style-type: none"> <li>● cutting dry without extraction</li> </ul>  |
| REMOVING BUILDING RUBBLE      | <ul style="list-style-type: none"> <li>● push the debris together with a robust Hoover nozzle, put the coarser debris into the wheelbarrow and vacuum up the remaining dust. Indoors also use an air cleaner</li> </ul> | <ul style="list-style-type: none"> <li>● the debris should be sprayed, the coarser parts are placed in a wheelbarrow or bucket, the remaining debris is vacuumed up</li> </ul> | <ul style="list-style-type: none"> <li>● without protective measures</li> </ul>     |
| CLEANING                      | <ul style="list-style-type: none"> <li>● with vacuum cleaner</li> </ul>   |  | <ul style="list-style-type: none"> <li>● with broom</li> </ul>                      |

